

Store Hours

Monday – Saturday

10 a.m. – 6 p.m.

Thursday

10 a.m. – 8 pm.

12 Main Street
Franklin, MA 02038

PHONE:
(508) 520-0234

FAX:
(508) 520-0224

Individual Highlights:

New Classes	1
Class Passport	1
Class Registration	1
American Beauty BOM	1
Stitcher's Garden BOM	2
Custom Labels	2
Mother's Day Sewing	
Machine Specials	2
5D Software	2
Class Samples	3
Calendar at a Glance	4
Class Guidelines	4
Class Descriptions	5
Registration Form	8

What a busy spring so far. So much going on, I oftentimes don't know whether I'm coming or going! I'm sure I'm in the same boat as many of you (no pun intended!) regarding the "rain storm of the century." Now, you have to remember that I am a Southern California girl at heart and really don't know much about killer rain storms, flooding, hurricanes, etc. So when my finished basement of 12 years started flooding for the first time, we were totally unprepared. I didn't even know what a sump pump was, let alone have a wet vac. So we were at the mercy of Mother Nature, and she wasn't taking any prisoners! So after 5 inches of water that just wouldn't stop coming up through the cement floor, we lost our basement – carpeting, furniture, and walls – but not all my fabric! I would like to say that my sewing studio was incredibly organized and not one piece of anything was on the floor. Ha! So I was a mad woman rushing in to rescue all my fabric, books, kits, etc. while my husband tried to salvage the rest of the basement. It's a good thing we have our priorities straight!

After several days of washing, ironing, and folding hundreds of yards of fabric and kits, I was able to save almost everything. However, what I wasn't prepared for was the loss of my sewing sanctuary and the effect it would have on my psyche. I'm in my sewing room just about every day, and I don't think I ever truly appreciated the calming/therapeutic affect it has in my life. Now that I'm relegated back to the dining room table, it's just not the same. I'm just not comfortable "in my space" and am certainly not nearly as productive as I once was. So the happiness quotient certainly dropped.

I know it may sound like I am whining, and there are certainly many people who are worse off than we are and who sustained significantly more damage to their homes. My heart goes out to them. But my real point here is to remind myself how lucky I was to have a "happy place" where I could nurture my creativity, feed my soul, and create beautiful, practical gifts for my friends and family and how important it is for me to not take it for granted when we do indeed rebuild our basement. I hope each of you is able to create your own "happy place" to nurture your creative endeavors, wherever it may be -- your dining room, studio, basement, sun room, your favorite quilt shop.

As for classes this session, we have a full range from which to choose. Given that it will be summertime, people will naturally want to spend more time outside; so we are focusing on quick and easy quilts as well as new techniques. We have quick projects for our foot club, small embroidered items, a class on creating children's play clothes, fabric collage, bali bags, basket weaving, an embroidery software class, and a couple new blocks of the month that allow you to create a block a month. So get your class passport (\$99) and sign up for those classes that pique your interest or just enjoy the air conditioning in the shop! In-person class registration begins Friday, April 30, at 10 a.m. Phone registration begins at 11 a.m. **All members of Emma's Quilt Club are eligible for priority registration, starting Thursday, Apr 29, at 10 a.m.**

Happy Quilting,
Cyndi, Barbara, Chuck, Emily, Janice, Jean, Leon, Paula, and Sue



AMERICAN BEAUTY BOM

In June we will be launching a new block of the month program from Marti Michell using the Wild Rose fabric collection from Maywood Studios. The quilt measures 85" x 105" and comprises 12 sampler blocks using Marti Michell's Perfect Patchwork Template Set L specifically designed for use with rotary cutting. Marti utilizes a template system with engineered corners that makes putting your blocks together a dream with a perfect fit every time. This is a 12-month program that includes all fabrics for the top, Set L templates, and piecing directions. The price is \$19.99 per month with a sign-up fee of \$25. A credit card authorization form is required to participate in this program.

A STITCHER'S GARDEN BOM

Finally! Here's a way for you to get the most out of your sewing machine with the Stitcher's Garden Block of the Month quilt that features a machine appliqué technique. You'll explore all the decorative stitches on your machine and even get to use a foot other than the 1/4" foot! You will be using a variety of presser feet, learn how to pre-quilt your backgrounds, and embellish your appliques. The quilt measures 85" x 93." Starting in May, this is a 12-month program that includes all fabrics for the top and pattern directions. The price is \$18.99 per month with a sign-up fee of \$25. A credit card authorization form is required to participate in this program. During this class session, we will also have a support class for this BOM on the second Saturday of the month from 10 a.m. to 12 noon. This class is for anyone who would like hands-on instruction; the monthly class fee is \$10.



CUSTOM QUILT LABELS

Emma's is now offering a new service for our customers – custom quilt labels that are fully embroidered on our Husqvarna Viking Designer Diamond. You will be able to choose from 6 designs that fit a variety of occasions. The price is \$15 per label; and the design will be embroidered with the name of the recipient, the quilter's name, and the date. Available designs will change over time. Custom requests beyond the standard selection may be considered for an additional fee. Turn-around time is expected to be a few days at the most. So make the quilt for a loved one extra special with a customized label.

MOTHER'S DAY SALE ON SEWING MACHINES

Looking for that special gift for Mother's Day that is sure to make any woman feel like a queen? What could be better than a new sewing machine. Husqvarna Viking Sewing Machines are designed to be easy and fun to use and to inspire your creativity. There is always a sewing machine to meet your need. If you want a simple, utility sewing machine or a sophisticated sewing designer, Husqvarna Viking has one or more options for you. Here are some of our specials available until May 8; be sure to come into the shop to learn about other Mother's Day specials that are sure to make you step back and say "WOW!"



The Sapphire Series 835 – \$999 (save \$560). The extended sewing surface gives you more room for quilts and other large projects. The large Graphic-Display shows the selected stitch in actual size and other settings. Dual Lights illuminate the sewing surface to make sewing easy and eliminate eye strain, and the unique EXCLUSIVE SENSOR SYSTEM™ technology senses your fabric thickness for a perfect, even feed.



The Emerald Series 203 – \$799 (save \$400). The InfoDisplay shows you everything you need to know, and the Sewing Guide Reference Chart guides you to the best choice when sewing. The large Extension Table facilitates fabric feeding and gives you ample space for sewing and embellishing quilts, home dec projects, and garments. Sew bulky layers of fabric smoothly and easily with the HUSQVARNA VIKING® Dual Feed Foot. Perfect for channel quilting and topstitching!

















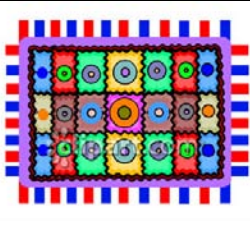







The Husqvarna Viking E20 – \$199 (save \$100). The HUSQVARNA VIKING® E20 sewing machine is excellent for beginners and has a generous stitch selection. It is a sturdy and reliable machine for years of sewing enjoyment. The HUSQVARNA VIKING® E20 sewing machine comes with a variety of features and accessories to get you started. Also a great machine to take to class given its light weight and generous functionality.

5D EMBROIDERY SOFTWARE

Get ready for the latest innovation in embroidery software! The 5D™ embroidery system, launching August 2010, brings you to a new level of creativity and personalization in embroidery. 5D™ embroidery software interacts with most embroidery file types and, therefore, is compatible with most machines. 5D™ software allows you to edit embroideries in real time, on your garment. You are in control of the embroidery with tools that allow you to resize, view metallic threads, change colors, edit stitches and so much more. The possibilities are endless! **Preorder 5D software now and get 4D software now while you wait.**

CLASSES -- REGISTRATION BEGINS FRIDAY, APRIL 30, 2010

			
Foot Club	Happy Villages	Machine Quilting	Mini Stack N Whack
			
Innovative Quilt Labels	Machine Trapunto	Binding Basics	Brilliant Bindings on Long Arm
			
Gaining Confidence in Long-Arm Quilting	Summer	Star Sprinkles	Peak of the Season
			
Walk About	Perfect 10	Embroidered Pillow	March of the Crabs
			
Bricks	Kids Camp	Brentwood Bag	Basket weaving
			
Tea Party Sundress	Cabbage Rose & Pomegranate	4D Embroidery Software/labels	Bali Bags

CALENDAR AT A GLANCE

Monday	Tuesday	Wednesday	Thursday	Friday	Saturday
5/3 BOM Sewing Club	5/4 Foot Club	May Wednesdays with Cathy (day & evening)	5/20 Perfect 10	5/28 Quilters Anonymous	5/1 First Saturday Sampler
5/17 Men's Group	5/18 Bali Bags	June Wednesdays with Cathy (day & evening)	6/3 Perfect 10	6/25 Quilters Anonymous	5/8 Stitcher's Garden and TNT Embroidablock
6/7 BOM Sewing Club	5/25 Bali Bags	July Wednesdays with Cathy (day & evening)	6/10 Peak of the Season	7/23 Quilters Anonymous	5/15 Brentwood Bag
6/14 March of the Crabs	6/1 Foot Club	7/14 Kids Camp	6/17 Perfect 10 and Pillowcase event	8/27 Quilters Anonymous	5/22 Cabbage Rose & Pomegranates
6/21 Men's Group	6/8 Summer	August Wednesdays with Cathy (day & evening)	6/24 Peak of the Season		5/29 Machine Trapunto
6/28 March of the Crabs	6/8 Tea Party Dress/Play Suit		7/1 Bricks		6/5 First Saturday Sampler and Brilliant Bindings on the Long Arm
7/12 BOM Sewing Club	6/15 Tea Party Dress		7/15 Bricks		6/12 Stitcher's Garden and TNT Embroidablock
7/12 Kids Camp	6/22 Summer		7/29 Bricks		6/19 Innovative Labels and Binding Basics
7/19 Men's Group	7/6 Foot Club		8/5 Walk About		6/26 Hot Stitchin Mamas
7/26 Star Sprinkles	7/13 Kids Camp		8/19 Walk About		7/3 First Saturday Sampler
8/2 BOM Sewing Club	8/3 Foot Club				7/10 Stitcher's Garden and TNT Embroidablock
8/9 Star Sprinkles		Sunday			7/17 Happy Villages
8/16 Men's Group		6/6 Beg. Long-Arm Quilting			7/24 Christmas in July
8/23 Star Sprinkles		6/13 Embroidered Pillow			7/31 Machine Quilting
		7/11 Beg. Long-Arm Quilting			8/7 First Saturday Sampler
		8/1 Beg. Long-Arm Quilting			8/14 Stitcher's Garden and TNT Embroidablock
		8/22 4D Embroidery Software -- Labels			8/21 Mini Stack N Whack
					8/28 Basket Weaving

CLASS GUIDELINES

- Emma's Quilt Cupboard maintains a strong commitment to education and expanding your quilting skills and knowledge. Because of this, our promise to you is to NEVER cancel a class, regardless of the number of people who have signed up.
- Because we appreciate your business, Emma's Quilt Cupboard offers a 15% discount on all fabrics, books, and class-specific supplies that you purchase for your class.
- Please note that we have a refrigerator and microwave in the shop's kitchen. Feel free to use them to stow your lunch or snacks if you want to bring something from home.
- You will only be "officially" signed up for a class when payment has been received. You can sign up for a class over the phone, in person at the shop, or by mail, using a credit card, cash, or check.
- Our goal is to provide sufficient time during class for you to complete your class projects or to learn a specific technique. However, please remember that some classes may require homework or "catch up" for less-experienced quilters.
- A supply list will be provided for each class. Please have your fabrics and supplies assembled before the class so that we may start on time. Anyone at the shop will be happy to help you with your fabric selections if you would find that useful. Basic supplies for a quilting class include a sewing machine, cutting mat, rotary cutter, ruler, and basic sewing kit (scissors, seam ripper, pins, etc.).
- When a pattern/book is used for the class, we expect each student to purchase a copy of their own. We respect all copyright laws.
- Refunds for classes will be given. However, we will require a minimum of 1-week's advance notice. Should you withdraw from a class with less than 1-week's notice, all class fees will be forfeited out of consideration for our teachers' time.
- Please note for all machine classes: please bring your sewing machine in good working order and be familiar with its basic functions (e.g., threading the machine, changing the needle, needle position adjustment, and stitch length). While we will do our best to help you with any problems, we are not familiar with all machines. Therefore, it is important that you have a thorough working knowledge of your machine. In consideration of your fellow students, please arrive early to set up your machine. Classes will begin at the scheduled time. Remember your foot pedal and power cord!
- For those of you who do not want to bring your sewing machine to class, we will have a select number of Viking sewing machines for you to use at \$5/day. Please reserve these machines in advance so we can ensure we can accommodate your needs.
- Class passport is applicable for all project/technique classes. All eligible classes have been indicated as "passport classes" in the individual class descriptions. Please note that only passport-designated classes are eligible for the class discount. The cost of the passport is \$99.

<p>Kids Camp Sessions: 3 Monday-Wednesday, July 12-14 10 a.m. – 1 p.m. Instructor: Emily Ellen Class fee: \$99; includes all class materials and use of sewing machine Ages: 9-14</p> <p>Make art with fabric! Come expand your creative side and make some cool artwork for your bedroom. We will first paint our fabric; and then using fabric shapes and lots of imagination, we will stitch them to our painted backgrounds. Add beads, buttons, and trims of your choice to make this truly a one-of-a-kind artwork. Make it fun; make it you. Most supplies included with class fee, but bring any embellishments you may have at home.</p>	<p>Foot Club Sessions: 1st^d Tuesday of the month May 4, towel topper Jun 1, beach towel/chaise lounge chair cover with secret pocket July 6, pin cushion August 3, sewing tote 6:30 p.m. – 8:30 p.m. Instructor: Sue Gariepy Class fee: \$15 per monthly session Skill level: All levels Passport Class</p> <p>Every month we will be creating a small project that will teach you how to utilize a variety of feet for your sewing machine. This is a great way to learn about all the wonderful things that your sewing machine can do with some creative inspiration. All brands welcome. Sewing machine required.</p>
<p>Brentwood Bag Sessions: 1 Saturday, May 15, 10 a.m. – 4 p.m. Instructor: Emily Ellen Class fee: \$48, pattern required Skill level: Confident beginner Passport Class</p> <p>This great tote bag has lots of pockets, inside and out. Fear not zippers! Both the interior zipper pocket and the top closure are sewn with an easy-to-insert zipper. Your choice of fabrics could make this a fun beach bag, a stylish bag for baby, or your favorite shoulder bag. Sewing machine required.</p>	<p>Quilters Anonymous Sessions: Monthly Friday, May 28, 6 p.m. – 10 p.m. Friday, Jun. 25, 6 p.m. – 10 p.m. Friday, Jul. 23, 6 p.m. – 10 p.m. Friday, Aug. 27, 6 p.m. – 10 p.m. Session fee: \$20 each night</p> <p>Get away, unwind, and join a group of quilters coming to the shop on the third or fourth Friday evening of the month from 6 p.m. to 10 p.m. to work on any of those projects you've been meaning to start or finish. We'll provide dinner, (about 7 p.m.) and hopefully lots of fun.</p>
<p>Peak of the Season Sessions: 2 Thursday, June 10 and 24 6:30 p.m. – 9 p.m. Instructor: Barbara Nolet Class fee: \$40; book required Skill level: Confident beginner Passport Class</p> <p>This delectable mountain quilt uses a great technique that makes piecing the mountains a snap. Once you choose your three fabrics, this quilt will climb onto your favorite's list. Sewing machine required.</p>	<p>Walk About Sessions: 2 Thursday, Aug. 5 and 19 6:30 p.m. – 9 p.m. Instructor: Barbara Nolet Class fee: \$40; pattern required Skill level: Confident beginner Passport Class</p> <p>This is a great quilt to feature your favorite large print fabric. Choose the size you would like to make and away we go. Walking your way through this quilt is loads of fun. Sewing machine required.</p>
<p>Innovative Quilt Labels Sessions: 1 Saturday, June 19, 10 a.m. – 1 p.m. Instructor: Diana Annis Class fee: \$25 Skill level: All levels Passport Class</p> <p>Come learn some new, creative techniques for creating that oh-so-important quilt label for the back of your quilt. An innovative approach to labels that will make you so eager to put that final finishing touch on your quilt. Sewing machine required.</p>	<p>Binding Basics Sessions: 1 Saturday, June 19, 2 p.m. – 5 p.m. Instructor: Diana Annis Class fee: \$25 Skill level: All levels Passport Class</p> <p>Have you struggled with this last step to finishing your quilts? Let us show you how easy it is to make that perfect mitered Corner. Learn how to make a bias binding and why. When to use straight-cut binding. All this and more. Sewing machine required.</p>
<p>Cabbage Rose & Pomegranate Quilt Sessions: 1 Saturday, May 22, 10 a.m. – 4 p.m. Instructor: Karen Pulaski Class fee: \$48; pattern required Skill level: Confident beginner Passport Class</p> <p>Join Karen as you explore the creative art of machine appliqué, making a traditional appliqué wall hanging. The sample is one block of four. You can choose to make all four for a larger quilt top or just do one for a beautiful wall hanging. Sewing machine required.</p>	<p>Mini Stack N Whack Sessions: 1 Saturday, Aug. 21, 10 a.m. – 4 p.m. Instructor: Karen Pulaski Class fee: \$48; pattern required Skill level: Confident beginner Passport Class</p> <p>Join Karen for this perennial favorite – the Stack and Whack by Bethany Reynolds. We will be making the mini version of this popular pattern. Once you have the technique down, you can translate it into any size block you want. Sewing machine required.</p>

<p>Wednesdays with Cathy Sessions: Monthly Wednesdays Time: 10 a.m. – 1 p.m. and/or 6:30 p.m. – 9:00 p.m. Wednesdays, May 5, 12, 19, and 26 (day and evening) Wednesdays, Jun. 2, 9, 16, 23, and 30 (day and evening) Wednesdays, Jul. 7, 14, 21, and 28 (day and evening) Wednesdays, Aug. 4, 11, 18, and 25 (day and evening) Instructor: Cathy Bodio Session fee: \$60-\$75, or \$25 per day Skill level: All levels</p> <p>Join Cathy for 4 or 5 weeks of uninterrupted sewing, working on whatever projects you would like – UFOs, new projects, a current project where you are stuck! So grab a few friends and sign up for hands-on instruction with a great teacher.</p>	<p>Men's Quilting Group Sessions: 4 Monday, May 17, June 21, July 19, and August 16 6 p.m. – 9 p.m. Host: Chuck Cherry Class fee: \$30</p> <p>This quarter the men's quilting group is moving to its next phase. We are still having a sewing session every month, but we are also having informal discussion topics as well. We will start out with a discussion topic for about an hour and then open sew! Discussion topics this session will include hand appliqué techniques, tips and tools to improve your quilting skills, fabric selection for your quilts, and what to do with all those scraps.</p>
<p>March of the Crabs Sessions: 2 Monday, June 14 and 28 6:30 p.m. – 9 p.m. Instructor: Emily Ellen Class fee: \$40; book required Skill level: Confident beginner Passport Class</p> <p>Stitch up some summertime fun! Pieced crabs and alternating sand-colored triangle blocks march along the beach. These playful crabs won't bite your bare feet! Sewing machine required.</p>	<p>Embroidered Pillow Sessions: 1 Sunday, June 13, 1 p.m. – 5 p.m. Instructor: Sue Gariepy Class fee: \$32; kit required Skill level: All levels Passport Class</p> <p>Learn how to make this beautiful embroidered heirloom pillow using a variety of feet on your sewing machine. Kit will include all fabrics, embellishments, and embroidery design for the pillow. Open to all sewing machine brands. Sewing machine required.</p>
<p>Machine Quilting Sessions: 1 Saturday, July 31, 10 a.m. – 4 p.m. Instructor: Karen Pulaski Class fee: \$48 Skill level: Confident beginner Passport Class</p> <p>This is a great class for beginners because the focus is on your machine. We cover marking tools, battings, needles and threads, which leads us to explore different quilting designs. You will leave the class with a better understanding of your machine and what it takes to get threads and your hands to work together the way you want. Sewing machine required.</p>	<p>A Stitcher's Garden BOM Support Class Sessions: Monthly: demo/sewing Saturdays, May 8, Jun. 12, Jul. 10, and Aug. 14 10 a.m. – 12 p.m. Instructor: Emily Ellen Session fee: \$10 each class Skill level: Confident beginner</p> <p>This is a support class for the Stitcher's Garden BOM. For those of you who would like to come to a class to review the month's particular techniques and actually stitch your block with hands-on instruction, then this class is for you. Attend all the classes, or just the ones that fit your schedule. Whichever works for you.</p>
<p>Perfect 10 Sessions: 3 Thursday, May 20, June 3 and June 17 6:30 p.m. – 9 p.m. Instructor: Cathy Bodio Class fee: \$60; pattern required Skill level: Beginner Passport Class</p> <p>This is a wonderful pattern for using fat quarters. Goes together quickly; and with the right color contrast, can make a striking geometric design. A great quilt for a beginner or for anyone looking for a quick, but interesting quilt. Sewing machine required.</p>	<p>Bricks Sessions: 3 Thursday, July 1, 15, and 29 6:30 p.m. – 9 p.m. Instructor: Cathy Bodio Class fee: \$60, book required Skill level: Confident beginner Passport Class</p> <p>A very quick and colorful quilt made with jelly rolls or precut 2.5" strips. A variety of color combinations would be beautiful on this geometric style quilt. Sewing machine required.</p>
<p>Bali Bags Sessions: 2 Tuesday, May 18 and 25 10 a.m. – 1 p.m. Instructor: Emily Ellen Class fee: \$48; pattern required Skill level: All levels Passport Class</p> <p>Take a package of Bali pops, cotton clothesline, and come learn how to create this unique fabric covered clothesline tote bag! Bag can be lined and embellished with buttons. Sewing machine required with a good zigzag stitch and free arm.</p>	<p>Tea Party Sundress, Bloomers, and Playsuit Sessions: 2 Tuesday, June 8 and 15 6:30 p.m. – 9 p.m. Instructor: Debbie Wendt Class fee: \$40; pattern required Skill level: All levels Passport Class</p> <p>"oliver + s" has designed wonderful children's clothing. Using the Tea Party Sundress, Bloomers & Playsuit pattern, learn the basics in sewing these adorable outfits. The playsuit is unisex! Debbie will show you some tips and tricks along the way. Sewing machine required.</p>

<p>Gaining Confidence on your Long/Mid-Arm Quilting Machine Sessions: 3 Sunday, June 6, July 11, and August 1 1 p.m. – 4 p.m. Instructor: Debbie Wendt Class fee: \$ 225 Skill level: Beginner</p> <p>Have you purchased a long/mid-arm quilting machine but are afraid to use it, having difficulty getting started, or just need someone to show you how? Join Debbie for a 3-session class that will cover the basics of quilting on a frame, using pantographs, and free motion quilting with beginning feathers. Class size will be limited to ensure all students get a sufficient amount of hands-on training to learn the techniques being demonstrated.</p>	<p>Brilliant Bindings on your Long Arm Machine or Frame System Sessions: 1 Saturday, June 5, 3 p.m. – 5 p.m. Instructor: Debbie Wendt Class fee: \$30 Skill level: Intermediate</p> <p>Learn the ease of binding a quilt completely on the long arm (or mid and short-arm) before it is removed from the frame. No more pushing large quilts through your domestic machine. Techniques will be shown for making perfect mitered corners and ending binding tails without lumps. Debbie will demonstrate how her "Brilliant Bindings" tool can be handy in completing these steps. Also includes making continuous straight-of-grain and bias binding with application of bias binding to a curved edge while on the long arm.</p>
<p>Summer Sessions: 2 Tuesday, June 8 and June 22 10 a.m. – 1 p.m. Instructor: Terri Bearer Class fee: \$48; pattern required Skill level: Confident beginner Passport Class</p> <p>Summer is the season of cottage gardens filled with flowers and butterflies. Learn how to appliqué using a fusible technique. This method will allow those who love the look of traditional appliqué but have been afraid to try it to finally get a chance to master it. Fusible appliqué gives you "instant gratification" when your design instantly appears right before your eyes! Stop by and check out our "Summer" wall hanging with its white picket fence, flowers, and butterflies. Sewing machine required.</p>	<p>Star Sprinkles Sessions: 3 Monday, July 26, August 9, and August 23 6:30 p.m. – 9 p.m. Instructor: Terri Bearer Class fee: \$60; pattern required Skill level: Confident beginner Passport Class</p> <p>"Star Sprinkles" is a fat quarter friendly quilt! This design has two simple blocks which alternate to make this design. In this class you will learn how to use "The Angler 2" for the diagonal corners used in each block. This technique will cut your piecing time in half! No need to draw guides for the diagonal lines. "The Angler 2" does it for you! Make your quilt as shown on the pattern or reverse the prints and background fabrics like our sample. Borders are optional. Sewing machine required.</p>
<p>Embroidablock – 10-month BOM (March-December) Sessions: 3-6 Saturdays, May 8, Jun. 12, Jul. 10, and Aug. 14 2 p.m. – 4 p.m. Session fee: \$10 each class for total \$100 commitment Skill level: Confident beginner</p> <p>The unique look of EmbroidaBlock combines piecing with embroidery to produce a look of elegance and add interest to your quilts. All blocks are done in the hoop on your embroidery sewing machine. Due to the nature of this BOM, we will automatically bill your credit card monthly for the full 10 months.</p>	<p>Machine Trapunto Sessions: 1 Saturday, May 29, 10 a.m. – 4 p.m. Instructor: Diana Annis Class fee: \$48 Skill level: Confident beginner Passport Class</p> <p>Let Diane show you how to utilize machine trapunto to make an exquisite wall hanging. Class sample shows a feathered wreath, but you can choose any design you would like. Sewing machine required.</p>
<p>Basket Weaving – Medium Market Basket Sessions: 1 Saturday, Aug. 28, 10 a.m. – 4 p.m. Instructor: Kate Conroy Class fee: \$48; \$19 materials fee payable to instructor Skill level: All levels</p> <p>Learn to weave this stylish basket; it's ideal for a beginner or intermediate weaver. This is a great basket for storing your favorite quilting supplies. Various embellishments are available. Basket size is 6"Wx8"Lx7 1/2"H (not including handle.)</p>	<p>Block of the Month Sewing Club Monday, May 3, Jun. 7, Jul. 12, and Aug. 2 6:30 p.m. – 9 p.m. Instructor: Cyndi Rich Class fee: \$5 per session</p> <p>This is a new sewing club that is open to all people participating in any of the shop's monthly block programs. If you would like to have some additional hands-on instruction for a particular block that may be giving you some trouble or just want to set aside some protected sewing time with an available instructor, this club is for you.</p>
<p>Christmas in July Sessions: 1 Saturday, Jul. 24, 10 a.m. – 4 p.m. Instructor: Cyndi Rich and Emily Ellen Class fee: \$35 (includes lunch); kit required Skill level: All levels</p> <p>Come join us at the shop for a special quilting event to get an early jump on your Christmas projects. At quilt market in May, we will be selecting three Christmas projects from which you may choose. Samples of the projects will be available in mid- to late June. Lunch will be provided as well as door prizes and other fun activities.</p>	<p>Happy Villages Sessions: 1 Saturday, July 17, 10 a.m. – 4 p.m. Instructor: Paula Webster Class fee: \$48; book required Skill level: Confident beginner Passport Class</p> <p>Create your own "happy village" by following a step-by-step approach to raw edge fabric collage. Start with simple "stair steps" and combine them with shapes resembling roofs, windows, and doors. You will create a whimsical village that is a product of your own imagination. Sewing machine required.</p>

Name _____

**Emma's Quilt Cupboard
Class Registration Form**

Address _____

Check _____

City/State/Zip _____

Visa/MC # _____

Phone (day) _____

Exp. Date _____

Phone (eve) _____

Signature _____

Mail to: Emma's Quilt Cupboard
12 Main Street
Franklin, MA 02038

Phone: 508-520-0234

Class name	Date	Time	Amount

